

## POLYPROPYLENE CHEMICAL PROCESS PUMPS

For Handling Corrosive Liquids

### APPLICATIONS :

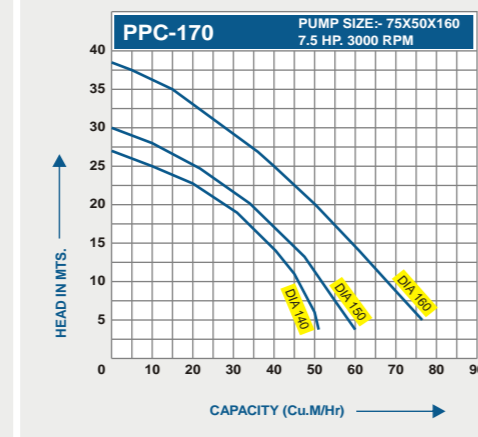
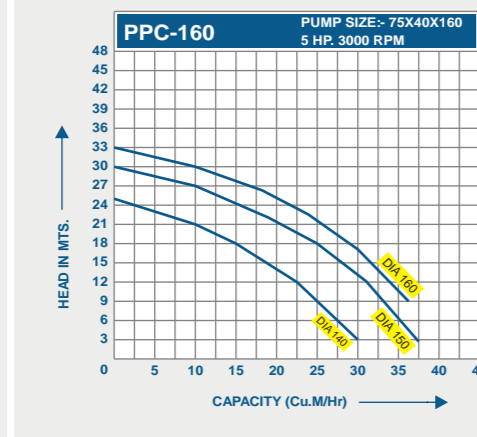
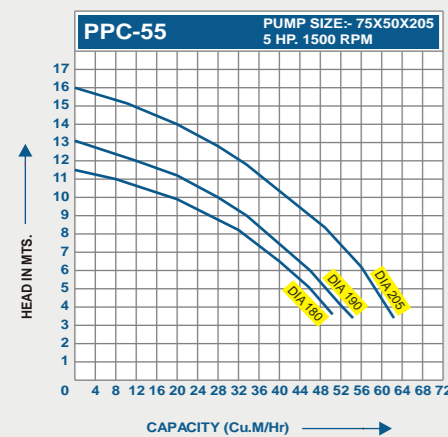
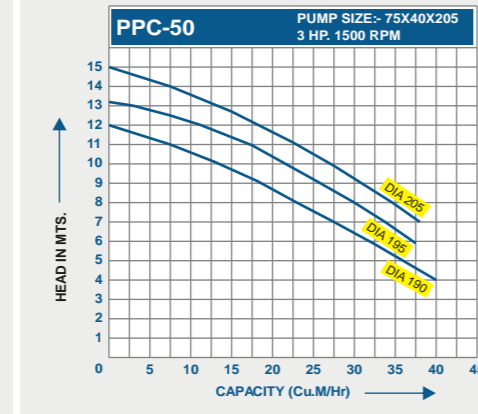
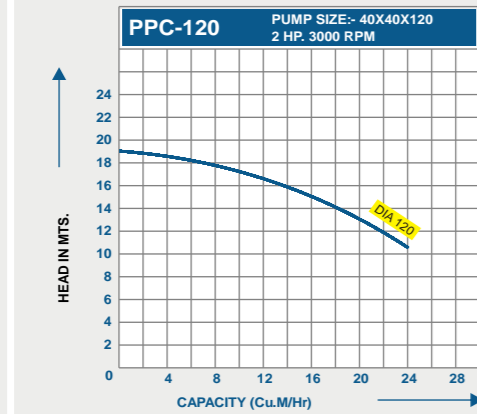
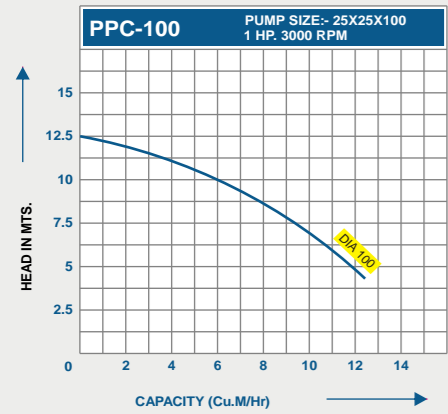
- Transferring of Concentrated HCL From Road Tankers.
- Filter Press for Dyes & Chemical.
- Effluent Treatment.
- Water Treatment Plants.
- Pickling in Steel Rolling Mills.
- Scrubbing of Corrosive Gases Like  $Cl_2$ ,  $Br_2$ ,  $F_2$ ,  $SO_2$ ,  $SO_3$ ,  $CO_2$ ,  $NH_3$ .
- Electro-Plating.
- Descaling.

### INDUSTRIES WHERE USED :

- Dyes and Chemicals.
- Drugs & Pharmaceuticals.
- Cushtic Soda Plants.
- Thermal and Atomic Power Plants.
- Fertilizer Plants.
- Copper, Zinc, Smelter.
- Steel Plants.
- $TiO_2$  Plants.
- Rayon and Staple Fibre Plant. (Bleach Liquor)
- Paper & Pulp Industries.



Performance Curve



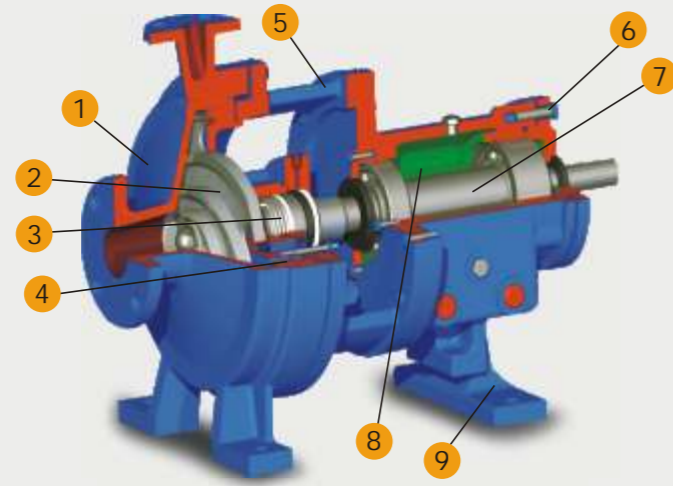
Centrifugal  
Chemical Process Pumps  
for all needs and applications of process



Plot No. 512/6/17, Road No. 13. G.I.D.C. Kathvada,  
Ahmedabad - 382430, Gujarat (INDIA)  
Email: propellerpumps@gmail.com  
www.propellerpumps.in



## CENTRIFUGAL CHEMICAL PROCESS PUMPS



### Casing

- Bonus casing thickness: Class 150 pumps feature Class 300 wall thickness as standard; increased reliability and maximized casing life.
- Top centerline discharge for air handling, self-venting.
- Back pull-out design for ease of maintenance.
- Integral casing feet prevent pipe load misalignment—maximized seal and bearing life.
- Serrated flanges standard for positive sealing against leakage. Meets ANSI B16.5 requirements. Class 150 FF flanges standard, optional Class 150 RF, 300 FF/RF.

### Fully Open Impeller

Acknowledged best design for CPI services—solids handling, stringy material, corrosives, abrasives. Two times the wear area of closed type impellers for longer life. Back pump-out vanes reduce radial thrust loads and seal chamber pressure.

### Sealing Flexibility

Wide range of sealing arrangements available to meet service conditions. Engineered seal chambers improve lubrication and heat removal (cooling) of seal faces for extended seal life and pump uptime.

### Positive Sealing

Fully confined gasket at casing joint protects alignment fit from liquid, makes disassembly easier.

### Ductile Iron Frame Adapter

Material strength equal to carbon steel for safety and reliability.

### Continuous Performance

Original flow, pressure and efficiency are maintained by simple external adjustment resulting in long-term energy and repair parts savings.

### Heavy Duty Shaft And Bearings

Rigid shaft designed for minimum deflection at seal faces—less than 0.002 in. (.05 mm). Bearings sized for 10-year average life under tough operating conditions. Available with or without shaft sleeve.

### Extra Large Oil Sump Capacity

Increased oil capacity provides better heat transfer for reduced oil temperature. Bearings run cooler and last longer.

### Rigid Frame (and Casing) Feet

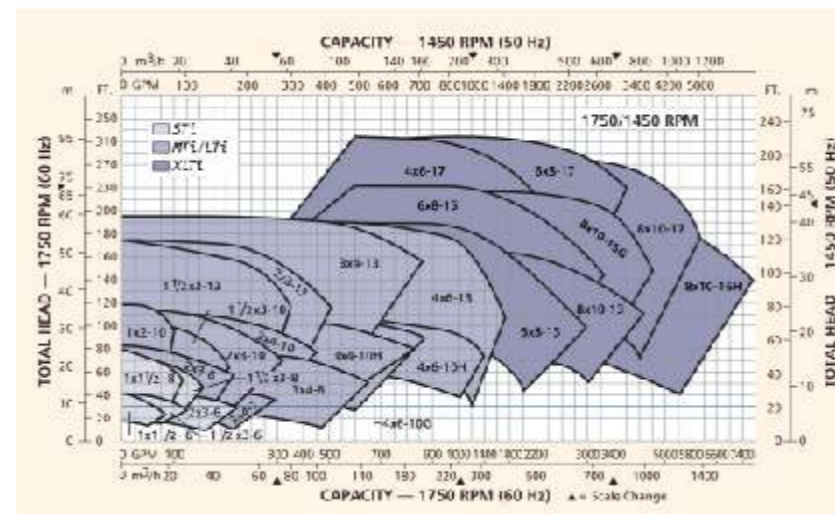
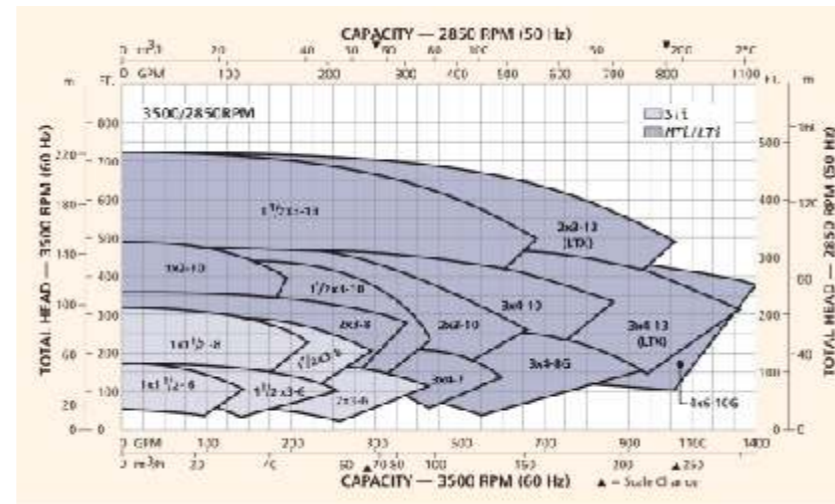
Reduce effects of pipe loads on shaft alignment; pump vibration reduced.

## SERIES CPP CHEMICAL PROCESS PUMPS

Heavy Duty Design Features for Total Range of Process Services



## HYDRAULIC COVERAGE



- High RPM
- Energy Efficient
- High Head Applications

- Low RPM
- Energy Efficient
- Lower Maintenance
- Low NPSH
- Low Head Applications

## MODULAR INTERCHANGEABILITY

